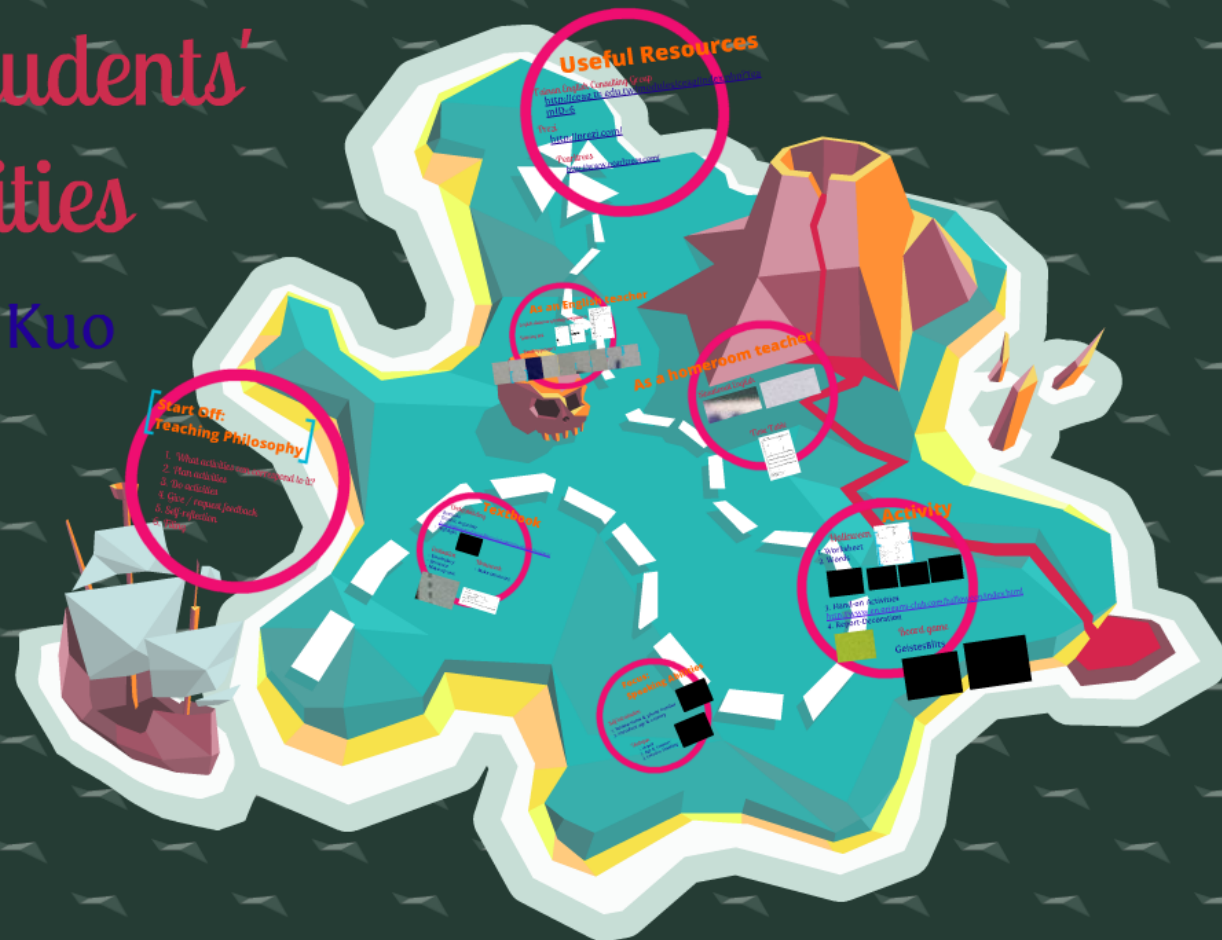


Look for Students' Possibilities

ChiaHsin Kuo



Look for Students' Possibilities

ChiaHsin Kuo

- Start Off:
Teaching Philosophy**
1. What activities can correspond to it?
 2. Plan activities
 3. Do activities
 4. Give / request feedback
 5. Self-reflection
 6. Filing

Textbook

Students' Activities Kuo

Useful Resources

Foreign English Consulting Group
<http://ceag.th.edu.tw/indonesia/extra/Tea%20mD-6>
Prezi
<http://prezi.com/>
Peapod
<http://www.peapod.com/>

As an English teacher



As a homeroom teacher



Start Off: Teaching Philosophy

1. What activities can correspond to it?
2. Plan activities
3. Do activities
4. Give / request feedback
5. Self-reflection
6. Filing

Textbook



Activity



Focus: Speaking Activities

- Self-introduction
- 1. Greeting name & phone number
- 2. Introduce age & country
- 3. Hobbies
- 4. Pet
- 5. Favorite food

[Start Off: Teaching Philosophy]

1. What activities can correspond to it?
2. Plan activities
3. Do activities

Teaching Philosophy

1. What activities can correspond to it?
2. Plan activities
3. Do activities
4. Give / request feedback
5. Self-reflection
6. Filing

Textbook

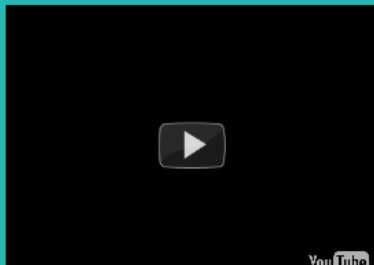
Understanding

question

graphic organizer

<http://www.enchantedlearning.com/graphicorganizers/>

highlight



TO

Understanding

Question

Graphic organizer

Textbook

Understanding

- Question
- Graphic organizer

<http://www.enchantedlearning.com/graphicorganizers/>

- Highlight



Evaluation

- Vocabulary
- Sentence
- Make-up test

Homework

- Make sentences




You Tube

Evaluation

- Vocabulary

Evaluation

- Vocabulary
- Sentence
- Make-up test



座號	學號	姓名	性別	L3	單?
1	1010077	張佳生	男	✓	✓
2	1010080	張錠昌	男	✓	✓
3	1010082	許仁宏	男	✓	✓
4	1010084	許碩文	男	✓	✓
5	1010086	郭文炫	男	✓	✓
6	1010107	陳禹安	男	✓	✓
7	1010115	曾浚瑋	男	✓	✓
8	1010135	葉建燭	男	✓	✓
9	1010157	盧瑞賢	男	✓	✓
10	1010162	薛名誠	男	✓	✓
11	1010172	顏肇廷	男	✓	✓
12	1010179	蘇琨瑩	男	✓	✓
13	1015023	吳威蒂	女	✓	✓
14	1015049	林好甄	女	✓	✓
15	1015050	林沛君	女	✓	✓
16	1015056	林佳蓉	女	✓	✓
17	1015071	邱新儒	女	✓	✓
18	1015072	侯念綺	女	✓	✓
19	1015088	莊雅茜	女	✓	✓
20	1015106	陳柔安	女	✓	✓
21	1015112	陳葦純	女	✓	✓
22	1015113	陳靖諭	女	✓	✓
23	1015120	曾昱瑄	女	✓	✓
24	1015128	黃郁婷	女	✓	✓
25	1015137	葉宇菁	女	✓	✓
26	1015174	戴瑾儀	女	✓	✓
27	1015185	顏思琳	女	✓	✓
28	1015189	嚴依齡	女	✓	✓

L3(1) No:

1. 抱歉的	
2. 沒關係的	
3. ...幾歲?	
4. ...歲	
5. 食物	
6. 難怪	
7. 公園	
8. 熱狗	

L3 (2) No:

1. ...從哪裡來?	
2. 加拿大	
3. 著名的	
4. 楓樹	
5. 葉子(單數)	
6. 葉子(複數)	
7. 以...著名的	
8. 10	
9. 11	
10. 12	
11. 13	
12. 14	
13. 15	
14. 16	
15. 17	
16. 18	

L3 (2) No: 28

1. ...從哪裡來?	Where ... from?
2. 加拿大	Canada.
3. 著名的	famous.
4. 楓樹	maple.
5. 葉子(單數)	leaf
6. 葉子(複數)	leaves.
7. 以...著名的	be famous for
8. 10	ten
9. 11	eleven.
10. 12	twelve
11. 13	thirteen
12. 14	fourteen
13. 15	fifteen
14. 16	sixteen
15. 17	seventeen
16. 18	eighteen
17. 19	nineteen

L3(1) No: 11

1. 抱歉的	sorry ✓
2. 沒關係的	OK ✓
3. ...幾歲?	How old ✓
4. ...歲	years old ✓
5. 食物	food ✓
6. 難怪	No wonder ✓
7. 公園	park ✓
8. 熱狗	hot dog ✓

L3 (2) No:

1. ...從哪裡來?	Where from ✓
2. 加拿大	Canada ✓
3. 著名的	famous ✓
4. 楓樹	maple ✓
5. 葉子(單數)	leaf ✓
6. 葉子(複數)	leaves ✓
7. 以...著名的	be famous for ✓
8. 10	ten ✓
9. 11	eleven ✓
10. 12	twelve ✓
11. 13	thirteen ✓
12. 14	fourteen ✓
13. 15	fifteen ✓
14. 16	sixteen ✓
15. 17	seventeen ✓
16. 18	eighteen ✓
17. 19	nineteen ✓

1. 我們在海邊野餐。 We () () () () the sea.

2. 木雅太太做了竹筒飯及其他原住民風味餐給我們吃。 Mrs. Muya () () and other () dishes () ().

3. 傍晚，我們在馬紹先生家裡歡唱卡拉 OK。 () the evening, we () a () party at Mr. Masaw's house.

4. 馬紹先生及他的太太和兒子都是很棒的歌手。 Mr. Masaw, his wife, () () son () () () ().

5. 我們也跟他們一起唱歌。那個夜晚充滿了歡樂。 We sang () (), too. The night () () () ().

Homework

- Make sentences



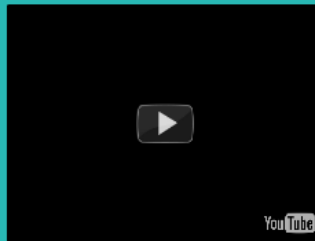
Textbook

Understanding

- Question
- Graphic organizer

<http://www.enchantedlearning.com/graphicorganizers/>

- Highlight



Evaluation

- Vocabulary
- Sentence
- Make-up test

Homework

- Make sentences



1. 我們在海邊野餐。 We () () () () the sea.
2. 木裡太太做了竹筒飯及其他原住民風味餐給我們吃。 Mrs. Moga () () () and other () () dishes () () ().
3. 傍晚，我們在馬紹先生家搭歌場卡拉 OK。 () () the evening, we () () a () () party at Mr. Masaw's house.
4. 馬紹先生及他的太太和兒子都是很棒的歌手。 Mr. Masaw, his wife, () () () son () () () () ().
5. 我們也讓他們一起唱歌。那個夜晚充滿了歡樂。 We sing () () () (), too. The night () () () () () () ().

Focus: Speaking Abilities

roduction

y name & phone number
age & country



Speaking A

Self-introduction

1. Review name & phone number
2. Introduce age & country

Dialogue

1. In pair
2. Age & Country





You Tube

Dialogue

1. In pair

Dialogue

1. In pair
2. Age & Country
3. Creative Thinking



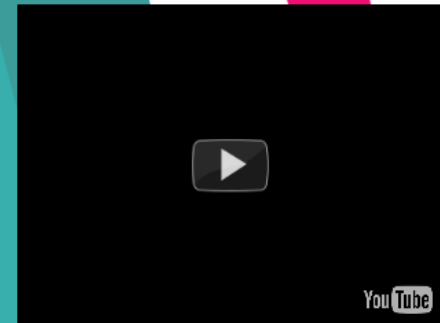


You Tube

Focus: Speaking Abilities

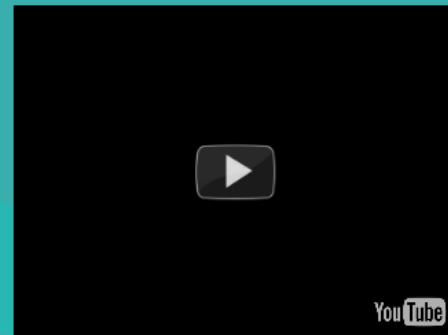
Self-introduction

1. Review name & phone number
2. Introduce age & country



Dialogue

1. In pair
2. Age & Country
3. Creative Thinking



Activity

Halloween Worksheet Words

Halloween Worksheet				
Class: _____		No: _____		Name: _____
1. Song 1: Spooky Spooky				
歌曲:		歌曲:		
歌词:		歌词:		
歌词:		歌词:		
歌词:		歌词:		
2. Song 2: Halloween Song				
Find out the sounds they make.				
witch:	ghost:	black cat:	pumpkin:	night owl:
3. Song 3: Pumpkin Pumpkin				
4. Song 4: Trick or Treat				
Trick or Treat? It's Halloween				
Trick (Don't forget!) Or Treat (Yes, please!)				
It's Halloween.				
Scarecrow 1.				
Skeleton 2.				
Moose 3.				
Pirate 4.				
Black Cat 5.				
Pumpkin 6.				
Spider 7.				
Ice Cream 8.				
Graveyard 9.				
Tombstone 10.				
Frankenstein 11.				
Zombie 12.				
5. 参考资料: http://www.en.org.cn/club.com/halloween/index.html				

Halloween Worksheet

Class: _____ No: _____ Name: _____

1. Song 1: Spooky Spooky

怪物：	黑貓：
女巫：	蜘蛛：
吸血鬼：	傑克南瓜：
鬼：	骷髏頭：

2. Song 2: Halloween Song

Find out the sounds they make.

witch:	ghost:	black cat:	pumpkin:	night owl:

3. Song 3: Pumpkin Pumpkin

Pumpkin Pumpkin

Let's give you some 1. _____

Pumpkin Pumpkin

Let's give you a 2. _____

Pumpkin Pumpkin

Let's give you a scary 3. _____

And now you're a Jack O Lantern

4. Song 4: Trick or Treat

Trick or Treat? It's Halloween

Trick (No thanks!) Or Treat (Yes, please!)

It's Halloween.

Scarecrow 1. _____

Skeleton 2. _____

Monster Mash

Pirate Pancakes

3. Song 3: Pumpkin Pumpkin

Pumpkin Pumpkin
Let's give you some 1. _____
Pumpkin Pumpkin
Let's give you a 2. _____
Pumpkin Pumpkin
Let's give you a scary 3. _____
And now you're a Jack O Lantern
The ghosts and the ghouls and the witches
They will run a mile
When they see my scary smile
Put me in the window
And I'll chase the night away
Because I am a Jack O Lantern
I am a Jack O Lantern
I am a Jack O Lantern

4. Song 4: Trick or Treat

Trick or Treat? It's Halloween
Trick (No thanks!) Or Treat (Yes, please!)
It's Halloween.
Scarecrow 1. _____
Skeleton 2. _____
Monster Mash
Pirate Pancakes
Black Cat Cookies
Pumpkin 3. _____
Spider Spaghetti
Ice Cream 4. _____

Graveyard Gravy
Tombstone 5. _____
Frankenstein Frankfurters
Zombie Zucchini

5. 摺紙教學 <http://www.en.origami-club.com/halloween/index.html>



Activity

Halloween

1. Worksheet
2. Words

Halloween Worksheet

Name: _____ Age: _____

1. Target 1: Spooky Spelling

ghost	witch
zombie	monster
spider	bat
skull	grave

2. Target 2: Halloween Song

Fill in the blanks with the words.




white	ghost	black cat	pumpkin	right and
-------	-------	-----------	---------	-----------

3. Target 3: Halloween Picture

Draw a picture of the words.

4. Target 4: Trick or Treat


Trick or Treat! It's Halloween!
Trick or Treat! It's Halloween!
Trick or Treat! It's Halloween!
Trick or Treat! It's Halloween!



3. Hand-on Activities

<http://www.en.origami-club.com/halloween/index.html>

4. Report-Decoration



Board game

GeistesBlits



Halloween Worksheet

Class: 1-10

No: 1

Name: Jason

Witch

ghost

Scarecrow

black cat

pumpkin

night owl

黑貓: black cat

蜘蛛: spider

傑克南瓜: Jack O' Lantern

骷髏頭: skeleton

black cat: Meow

pumpkin: Hee

night owl: Hoo

Song 2: Halloween Song
Find out the sounds they make.

witch: Swish

ghost: Oosh

Scarecrow: Caw

black cat: Meow

pumpkin: Hee

night owl: Hoo

Song 3: Pumpkin Pumpkin

Let's give you some 1. eyes

Pumpkin Pumpkin

Let's give you a 2. nose

Pumpkin Pumpkin

Let's give you a scary 3. smile

Pumpkin Pumpkin

Let's give you a Jack O Lantern

And now you're a Jack O Lantern

The ghosts and the ghouls and the witches

They will run a mile

When they see my scary smile

Put me in the window

And I'll chase the night away

Because I am a Jack O Lantern

I am a Jack O Lantern

I am a Jack O Lantern

4. Song 4: Trick or Treat

Trick or Treat? It's Halloween

Trick (No thanks!) Or Treat (Yes, please!)

Scarecrow 1. soup

Skeleton 2. steak

Monster Mash

Pirate Pancakes

Black Cat Cookies

Pumpkin 3. pie

Spider Spaghetti

Ice Cream 4. eyes

Graveyard Gravy

Tombstone 5. tea


Frankenstein Frankfurters

Zombie Zucchini

5. 摺紙教學 <http://www.origami-club.com/halloween/index.html>

Why do people dress up as ghosts, goblins, vampires, and other scary creatures?

The people who started all this Halloween business many years ago believed that if they appeared scary, they would scare away the spirits of the dead who were roaming the earth on All Hallows' Eve. These people also carried food to the edge of town and left it there, hoping the spirits would eat that food and not come raid the village.



Board game

GeistesBlits

Halloween

- [illegible]

- <http://www.en.origami-club.com/halloween/index.h>

-
- Mathematical Operations**
1. Add the numbers in the first column. Write the sum in the box.
2. Subtract the numbers in the second column. Write the difference in the box.
3. Multiply the numbers in the third column. Write the product in the box.
4. Divide the numbers in the fourth column. Write the quotient in the box.
5. Add the numbers in the fifth column. Write the sum in the box.
6. Subtract the numbers in the sixth column. Write the difference in the box.
7. Multiply the numbers in the seventh column. Write the product in the box.
8. Divide the numbers in the eighth column. Write the quotient in the box.
9. Add the numbers in the ninth column. Write the sum in the box.
10. Subtract the numbers in the tenth column. Write the difference in the box.
11. Multiply the numbers in the eleventh column. Write the product in the box.
12. Divide the numbers in the twelfth column. Write the quotient in the box.
13. Add the numbers in the thirteenth column. Write the sum in the box.
14. Subtract the numbers in the fourteenth column. Write the difference in the box.
15. Multiply the numbers in the fifteenth column. Write the product in the box.
16. Divide the numbers in the sixteenth column. Write the quotient in the box.
17. Add the numbers in the seventeenth column. Write the sum in the box.
18. Subtract the numbers in the eighteenth column. Write the difference in the box.
19. Multiply the numbers in the nineteenth column. Write the product in the box.
20. Divide the numbers in the twentieth column. Write the quotient in the box.
21. Add the numbers in the twenty-first column. Write the sum in the box.
22. Subtract the numbers in the twenty-second column. Write the difference in the box.
23. Multiply the numbers in the twenty-third column. Write the product in the box.
24. Divide the numbers in the twenty-fourth column. Write the quotient in the box.
25. Add the numbers in the twenty-fifth column. Write the sum in the box.
26. Subtract the numbers in the twenty-sixth column. Write the difference in the box.
27. Multiply the numbers in the twenty-seventh column. Write the product in the box.
28. Divide the numbers in the twenty-eighth column. Write the quotient in the box.
29. Add the numbers in the twenty-ninth column. Write the sum in the box.
30. Subtract the numbers in the thirtieth column. Write the difference in the box.
31. Multiply the numbers in the thirty-first column. Write the product in the box.
32. Divide the numbers in the thirty-second column. Write the quotient in the box.
33. Add the numbers in the thirty-third column. Write the sum in the box.
34. Subtract the numbers in the thirty-fourth column. Write the difference in the box.
35. Multiply the numbers in the thirty-fifth column. Write the product in the box.
36. Divide the numbers in the thirty-sixth column. Write the quotient in the box.
37. Add the numbers in the thirty-seventh column. Write the sum in the box.
38. Subtract the numbers in the thirty-eighth column. Write the difference in the box.
39. Multiply the numbers in the thirty-ninth column. Write the product in the box.
40. Divide the numbers in the fortieth column. Write the quotient in the box.
41. Add the numbers in the forty-first column. Write the sum in the box.
42. Subtract the numbers in the forty-second column. Write the difference in the box.
43. Multiply the numbers in the forty-third column. Write the product in the box.
44. Divide the numbers in the forty-fourth column. Write the quotient in the box.
45. Add the numbers in the forty-fifth column. Write the sum in the box.
46. Subtract the numbers in the forty-sixth column. Write the difference in the box.
47. Multiply the numbers in the forty-seventh column. Write the product in the box.
48. Divide the numbers in the forty-eighth column. Write the quotient in the box.
49. Add the numbers in the forty-ninth column. Write the sum in the box.
50. Subtract the numbers in the fiftieth column. Write the difference in the box.
51. Multiply the numbers in the fifty-first column. Write the product in the box.
52. Divide the numbers in the fifty-second column. Write the quotient in the box.
53. Add the numbers in the fifty-third column. Write the sum in the box.
54. Subtract the numbers in the fifty-fourth column. Write the difference in the box.
55. Multiply the numbers in the fifty-fifth column. Write the product in the box.
56. Divide the numbers in the fifty-sixth column. Write the quotient in the box.
57. Add the numbers in the fifty-seventh column. Write the sum in the box.
58. Subtract the numbers in the fifty-eighth column. Write the difference in the box.
59. Multiply the numbers in the fifty-ninth column. Write the product in the box.
60. Divide the numbers in the sixtieth column. Write the quotient in the box.
61. Add the numbers in the sixty-first column. Write the sum in the box.
62. Subtract the numbers in the sixty-second column. Write the difference in the box.
63. Multiply the numbers in the sixty-third column. Write the product in the box.
64. Divide the numbers in the sixty-fourth column. Write the quotient in the box.
65. Add the numbers in the sixty-fifth column. Write the sum in the box.
66. Subtract the numbers in the sixty-sixth column. Write the difference in the box.
67. Multiply the numbers in the sixty-seventh column. Write the product in the box.
68. Divide the numbers in the sixty-eighth column. Write the quotient in the box.
69. Add the numbers in the sixty-ninth column. Write the sum in the box.
70. Subtract the numbers in the seventieth column. Write the difference in the box.
71. Multiply the numbers in the seventy-first column. Write the product in the box.
72. Divide the numbers in the seventy-second column. Write the quotient in the box.
73. Add the numbers in the seventy-third column. Write the sum in the box.
74. Subtract the numbers in the seventy-fourth column. Write the difference in the box.
75. Multiply the numbers in the seventy-fifth column. Write the product in the box.
76. Divide the numbers in the seventy-sixth column. Write the quotient in the box.
77. Add the numbers in the seventy-seventh column. Write the sum in the box.
78. Subtract the numbers in the seventy-eighth column. Write the difference in the box.
79. Multiply the numbers in the seventy-ninth column. Write the product in the box.
80. Divide the numbers in the eightieth column. Write the quotient in the box.
81. Add the numbers in the eighty-first column. Write the sum in the box.
82. Subtract the numbers in the eighty-second column. Write the difference in the box.
83. Multiply the numbers in the eighty-third column. Write the product in the box.
84. Divide the numbers in the eighty-fourth column. Write the quotient in the box.
85. Add the numbers in the eighty-fifth column. Write the sum in the box.
86. Subtract the numbers in the eighty-sixth column. Write the difference in the box.
87. Multiply the numbers in the eighty-seventh column. Write the product in the box.
88. Divide the numbers in the eighty-eighth column. Write the quotient in the box.
89. Add the numbers in the eighty-ninth column. Write the sum in the box.
90. Subtract the numbers in the ninetieth column. Write the difference in the box.
91. Multiply the numbers in the ninety-first column. Write the product in the box.
92. Divide the numbers in the ninety-second column. Write the quotient in the box.
93. Add the numbers in the ninety-third column. Write the sum in the box.
94. Subtract the numbers in the ninety-fourth column. Write the difference in the box.
95. Multiply the numbers in the ninety-fifth column. Write the product in the box.
96. Divide the numbers in the ninety-sixth column. Write the quotient in the box.
97. Add the numbers in the ninety-seventh column. Write the sum in the box.
98. Subtract the numbers in the ninety-eighth column. Write the difference in the box.
99. Multiply the numbers in the ninety-ninth column. Write the product in the box.
100. Divide the numbers in the hundredth column. Write the quotient in the box.
- Math Problem**
- The number of students who like math is 10. The number of students who like science is 5. How many students like math and science?
- Math Project**
1. Cut out the paper shapes.
2. Glue the shapes onto the yellow paper.
3. Write the math problem on the yellow paper.
4. Write the answer to the math problem on the yellow paper.
5. Write the name of the student on the yellow paper.
6. Write the date on the yellow paper.
7. Write the class on the yellow paper.
8. Write the teacher's name on the yellow paper.
9. Write the school's name on the yellow paper.
10. Write the address on the yellow paper.
11. Write the phone number on the yellow paper.
12. Write the email address on the yellow paper.
13. Write the website on the yellow paper.
14. Write the social media on the yellow paper.
15. Write the hobbies on the yellow paper.
16. Write the favorite food on the yellow paper.
17. Write the favorite color on the yellow paper.
18. Write the favorite animal on the yellow paper.
19. Write the favorite sport on the yellow paper.
20. Write the favorite book on the yellow paper.
21. Write the favorite movie on the yellow paper.
22. Write the favorite song on the yellow paper.
23. Write the favorite game on the yellow paper.
24. Write the favorite hobby on the yellow paper.
25. Write the favorite subject on the yellow paper.
26. Write the favorite teacher on the yellow paper.
27. Write the favorite class on the yellow paper.
28. Write the favorite school on the yellow paper.
29. Write the favorite city on the yellow paper.
30. Write the favorite country on the yellow paper.
31. Write the favorite continent on the yellow paper.
32. Write the favorite planet on the yellow paper.
33. Write the favorite star on the yellow paper.
34. Write the favorite galaxy on the yellow paper.
35. Write the favorite universe on the yellow paper.
36. Write the favorite element on the yellow paper.
37. Write the favorite atom on the yellow paper.
38. Write the favorite molecule on the yellow paper.
39. Write the favorite compound on the yellow paper.
40. Write the favorite reaction on the yellow paper.
41. Write the favorite experiment on the yellow paper.
42. Write the favorite theory on the yellow paper.
43. Write the favorite law on the yellow paper.
44. Write the favorite principle on the yellow paper.
45. Write the favorite concept on the yellow paper.
46. Write the favorite idea on the yellow paper.
47. Write the favorite thought on the yellow paper.
48. Write the favorite feeling on the yellow paper.
49. Write the favorite emotion on the yellow paper.
50. Write the favorite attitude on the yellow paper.
51. Write the favorite trait on the yellow paper.
52. Write the favorite quality on the yellow paper.
53. Write the favorite characteristic on the yellow paper.
54. Write the favorite feature on the yellow paper.
55. Write the favorite attribute on the yellow paper.
56. Write the favorite property on the yellow paper.
57. Write the favorite trait on the yellow paper.
58. Write the favorite quality on the yellow paper.
59. Write the favorite characteristic on the yellow paper.
60. Write the favorite feature on the yellow paper.
61. Write the favorite attribute on the yellow paper.
62. Write the favorite property on the yellow paper.
63. Write the favorite trait on the yellow paper.
64. Write the favorite quality on the yellow paper.
65. Write the favorite characteristic on the yellow paper.
66. Write the favorite feature on the yellow paper.
67. Write the favorite attribute on the yellow paper.
68. Write the favorite property on the yellow paper.
69. Write the favorite trait on the yellow paper.
70. Write the favorite quality on the yellow paper.
71. Write the favorite characteristic on the yellow paper.
72. Write the favorite feature on the yellow paper.
73. Write the favorite attribute on the yellow paper.
74. Write the favorite property on the yellow paper.
75. Write the favorite trait on the yellow paper.
76. Write the favorite quality on the yellow paper.
77. Write the favorite characteristic on the yellow paper.
78. Write the favorite feature on the yellow paper.
79. Write the favorite attribute on the yellow paper.
80. Write the favorite property on the yellow paper.
81. Write the favorite trait on the yellow paper.
82. Write the favorite quality on the yellow paper.
83. Write the favorite characteristic on the yellow paper.
84. Write the favorite feature on the yellow paper.
85. Write the favorite attribute on the yellow paper.
86. Write the favorite property on the yellow paper.
- 87

Board game

GeistesBlits

As a homeroom teacher

Situational English



Time Table

Situational English





Time Table

★ USE YOUR TIME WELL!!!

No: _____ Name: _____

Time	18:00~19:00	19:00~20:00	20:00~21:00	21:00~22:00	22:00~23:00	Reflection
Mon. /						
Tue. /						

★ USE YOUR TIME WELL!!!

No: _____ Name: _____

Time	18:00~19:00	19:00~20:00	20:00~21:00	21:00~22:00	22:00~23:00	Reflection
Mon. /						
Tue. /						
Wed. /						
Thu. /						
Fri. /						

	8:00~9:00	9:00~10:00	10:00~11:00	11:00~12:00	12:00~13:00	13:00~14:00	14:00~15:00	15:00~16:00
Sat. /								
	16:00~17:00	17:00~18:00	18:00~19:00	19:00~20:00	20:00~21:00	21:00~22:00	22:00~23:00	Reflection
Sun. /	8:00~9:00	9:00~10:00	10:00~11:00	11:00~12:00	12:00~13:00	13:00~14:00	14:00~15:00	15:00~16:00
	16:00~17:00	17:00~18:00	18:00~19:00	19:00~20:00	20:00~21:00	21:00~22:00	22:00~23:00	Reflection

1. My Goal:
2. Don't go to bed too late.
3. Stay healthy. Eat healthy food, and exercise more.
4. Don't make a tight schedule.
5. Take a break after reading for fifty minutes.

a homeroom teacher

Situational English



Time Table

★ USE YOUR TIME WELL!!!

No: _____ Name: _____

	08:00-09:00	09:00-10:00	10:00-11:00	11:00-12:00	12:00-13:00	13:00-14:00	14:00-15:00
Mon							
Tue							
Wed							
Thu							
Fri							
Sat							
Sun							

	08:00-09:00	09:00-10:00	10:00-11:00	11:00-12:00	12:00-13:00	13:00-14:00	14:00-15:00
Mon							
Tue							
Wed							
Thu							
Fri							
Sat							
Sun							

As an English teacher

English dictionary lookup competition

Listening test

Reading passport

金馬市立新興國中 101 學年度英語字典與拼寫七年級試題

Class _____ No. _____ Name: _____

Time: 20 min Score: _____

請依照題內所給以下單字的讀音，圈出中文意思，正確者請在方格內打勾

地點：分，請在拼寫字典與拼寫七年級試題中圈出

序號	英文	讀數	第一個中文意思
1.	confront	adj	對峙
2.	tax		
3.	confine		
4.	desert		
5.	carful		
6.	blot		
7.	brave		
8.	vanish		
9.	fortunate		
10.	confuse		
11.	enormous		
12.	intense		
13.	furthest		
14.	irigate		
15.	infant		
16.	invest		
17.	external		
18.	dash		
19.	hath		
20.	accommodation		

101 學年度英語字典與拼寫七年級試題

1. 聽音圈出正確的單字。

2. 聽音圈出正確的單字。

3. 聽音圈出正確的單字。

4. 聽音圈出正確的單字。

5. 聽音圈出正確的單字。

6. 聽音圈出正確的單字。

7. 聽音圈出正確的單字。

8. 聽音圈出正確的單字。

9. 聽音圈出正確的單字。

10. 聽音圈出正確的單字。

11. 聽音圈出正確的單字。

12. 聽音圈出正確的單字。

13. 聽音圈出正確的單字。

14. 聽音圈出正確的單字。

15. 聽音圈出正確的單字。

16. 聽音圈出正確的單字。

17. 聽音圈出正確的單字。

18. 聽音圈出正確的單字。

19. 聽音圈出正確的單字。

20. 聽音圈出正確的單字。

101 學年度英語字典與拼寫七年級試題

1. 聽音圈出正確的單字。

2. 聽音圈出正確的單字。

3. 聽音圈出正確的單字。

4. 聽音圈出正確的單字。

5. 聽音圈出正確的單字。

6. 聽音圈出正確的單字。

7. 聽音圈出正確的單字。

8. 聽音圈出正確的單字。

9. 聽音圈出正確的單字。

10. 聽音圈出正確的單字。

11. 聽音圈出正確的單字。

12. 聽音圈出正確的單字。

13. 聽音圈出正確的單字。

14. 聽音圈出正確的單字。

15. 聽音圈出正確的單字。

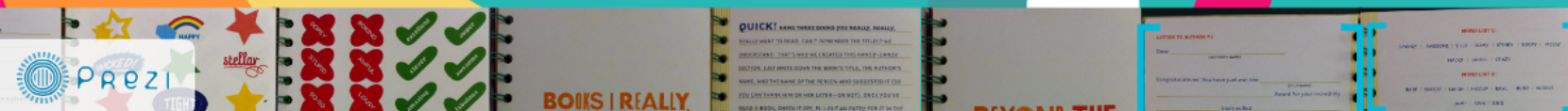
16. 聽音圈出正確的單字。

17. 聽音圈出正確的單字。

18. 聽音圈出正確的單字。

19. 聽音圈出正確的單字。

20. 聽音圈出正確的單字。



As an English

English dictionary lookup competition

Listening test

Reading passport

聽覺理解小學至 中學至 大學至 專業英語聽力測驗 試 題 範 本

CT1 - 聽覺理解範本 (1) -

1. (A) listen (B) hear (C) see (D) know
 2. (A) see (B) hear (C) know (D) listen
 3. (A) hear (B) see (C) know (D) listen
 4. (A) see (B) hear (C) know (D) listen
 5. (A) hear (B) see (C) know (D) listen
 6. (A) see (B) hear (C) know (D) listen
 7. (A) hear (B) see (C) know (D) listen
 8. (A) see (B) hear (C) know (D) listen
 9. (A) hear (B) see (C) know (D) listen
 10. (A) see (B) hear (C) know (D) listen
 11. (A) hear (B) see (C) know (D) listen
 12. (A) see (B) hear (C) know (D) listen
 13. (A) hear (B) see (C) know (D) listen
 14. (A) see (B) hear (C) know (D) listen
 15. (A) hear (B) see (C) know (D) listen
 16. (A) see (B) hear (C) know (D) listen
 17. (A) hear (B) see (C) know (D) listen
 18. (A) see (B) hear (C) know (D) listen
 19. (A) hear (B) see (C) know (D) listen
 20. (A) see (B) hear (C) know (D) listen

CT2 - 聽覺理解範本 (2) -

1. (A) listen (B) hear (C) see (D) know
 2. (A) see (B) hear (C) know (D) listen
 3. (A) hear (B) see (C) know (D) listen
 4. (A) see (B) hear (C) know (D) listen
 5. (A) hear (B) see (C) know (D) listen
 6. (A) see (B) hear (C) know (D) listen
 7. (A) hear (B) see (C) know (D) listen
 8. (A) see (B) hear (C) know (D) listen
 9. (A) hear (B) see (C) know (D) listen
 10. (A) see (B) hear (C) know (D) listen
 11. (A) hear (B) see (C) know (D) listen
 12. (A) see (B) hear (C) know (D) listen
 13. (A) hear (B) see (C) know (D) listen
 14. (A) see (B) hear (C) know (D) listen
 15. (A) hear (B) see (C) know (D) listen
 16. (A) see (B) hear (C) know (D) listen
 17. (A) hear (B) see (C) know (D) listen
 18. (A) see (B) hear (C) know (D) listen
 19. (A) hear (B) see (C) know (D) listen
 20. (A) see (B) hear (C) know (D) listen

聽覺理解小學至 中學至 大學至 專業英語聽力測驗 試 題 範 本

CT1 - 聽覺理解範本 (1) -

1. (A) listen (B) hear (C) see (D) know
 2. (A) see (B) hear (C) know (D) listen
 3. (A) hear (B) see (C) know (D) listen
 4. (A) see (B) hear (C) know (D) listen
 5. (A) hear (B) see (C) know (D) listen
 6. (A) see (B) hear (C) know (D) listen
 7. (A) hear (B) see (C) know (D) listen
 8. (A) see (B) hear (C) know (D) listen
 9. (A) hear (B) see (C) know (D) listen
 10. (A) see (B) hear (C) know (D) listen
 11. (A) hear (B) see (C) know (D) listen
 12. (A) see (B) hear (C) know (D) listen
 13. (A) hear (B) see (C) know (D) listen
 14. (A) see (B) hear (C) know (D) listen
 15. (A) hear (B) see (C) know (D) listen
 16. (A) see (B) hear (C) know (D) listen
 17. (A) hear (B) see (C) know (D) listen
 18. (A) see (B) hear (C) know (D) listen
 19. (A) hear (B) see (C) know (D) listen
 20. (A) see (B) hear (C) know (D) listen

CT2 - 聽覺理解範本 (2) -

1. (A) listen (B) hear (C) see (D) know
 2. (A) see (B) hear (C) know (D) listen
 3. (A) hear (B) see (C) know (D) listen
 4. (A) see (B) hear (C) know (D) listen
 5. (A) hear (B) see (C) know (D) listen
 6. (A) see (B) hear (C) know (D) listen
 7. (A) hear (B) see (C) know (D) listen
 8. (A) see (B) hear (C) know (D) listen
 9. (A) hear (B) see (C) know (D) listen
 10. (A) see (B) hear (C) know (D) listen
 11. (A) hear (B) see (C) know (D) listen
 12. (A) see (B) hear (C) know (D) listen
 13. (A) hear (B) see (C) know (D) listen
 14. (A) see (B) hear (C) know (D) listen
 15. (A) hear (B) see (C) know (D) listen
 16. (A) see (B) hear (C) know (D) listen
 17. (A) hear (B) see (C) know (D) listen
 18. (A) see (B) hear (C) know (D) listen
 19. (A) hear (B) see (C) know (D) listen
 20. (A) see (B) hear (C) know (D) listen

題號	Ex.
1.	forest
2.	controvert
3.	ruin
4.	confirm
5.	doubt
6.	suburb
7.	tablet
8.	lecture
9.	vanish
10.	transmute
11.	contrast
12.	enormous
13.	intuition
14.	foremost
15.	irrigate
16.	infant
17.	repel
18.	external
19.	dash
20.	bush

20.	accommodate
-----	-------------

20.	accommodate
-----	-------------

台南市立新興國中 101 學年度英語查字典比賽七年級試題

Class: _____ No: _____ Name: _____

Time : 20 min

Score: _____

請依照範例寫出以下單字的頁數、第一個中文意思，不用寫括號內的文字

每題 1 分，頁數和中文意思皆正確才給分

題號	英文	頁數	第一個中文意思
Ex.	forest	437	森林
1.	controvert		
2	ruin		
3	confirm		
4	doubt		
5	suburb		
6	tablet		
7	lecture		
8	vanish		
9	transmute		
10	contrast		
11	enormous		
12	intuition		
13	foremost		
14	irrigate		
15	infant		
16	repel		
17	external		
18	dash		
19	bush		
20	accommodation		

ition

班 號 姓名：

rs.

a dog.

48. _____

day?

here.
lass.

need to sweep the floor.
ted her room.

Listening test

CD，選出所聽到的字詞。：

- (A) mom (B) housewife (C) salesman
- (A) special (B) engineer (C) cook
- (A) cook (B) walk (C) work
- (A) coo (B) reporter (C) over
- (A) book (B) cellphone (C) special
- (A) special (B) dolls (C) kite
- (A) mother (B) flashlight (C) computer
- (A) welcome (B) favorite (C) puppets
- (A) children (B) puppies (C) toys
- (A) skates (B) these (C) boys

CD，若符合圖意或表格內容的選 A，否則選 B。：

11. (A) True (B) False



- (A) True (B) False



- (A) True (B) False




- (A) True (B) False



12. (A) True (B) False



15. (A) True (B) False



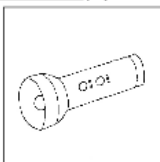
18. (A) True (B) False



13. (A) True (B) False



16. (A) True (B) False



19. (A) True (B) False



CD，選出適當的回應句。：

- These are my favorite hand puppets. _____
- I like your sister, Tina. _____
- How many pens do you have? _____

(A) Really? (B) No, she isn't my sister. (C) Yes, I am a student, too. (D) I am an English teacher, too.

- (A) A flashlight. (B) A cellphone.
- (A) No, she is a painter. (B) No, she is a reporter.
- (A) No, they are students. (B) Yes, they are.
- (A) Hand puppets. (B) Kites.
- (A) Yes, she is a reporter. (B) No, she is a painter.
- (A) It's a puppy. (B) She is a reporter.
- (A) The boy's robot is a monkey. (B) The girl's robot is a dog.

答

家說英語

Let's Talk in English

看圖辨義

he questions. Then choose the best response to each question.

42. _____

B.43. _____ 44. _____



sponse 最佳回應句
e best response to each question

- A) I have one. (B) Yes, I don't have one.
- A) I don't like my math teacher. (B) I like my math teacher.
- A) You should take a shower. (B) You should go to bed.
- A) I live far away. (B) Yes, I do.
- A) That sounds like a good idea. (B) That sounds like a bad idea.
- A) Susan is not in today. (B) Yes, she is.

Conversations 簡短會話

he conversations. Then answer the questions.

- A) A notebook. (B) A stapler. (C) A ruler.
- A) I can't get into my house. (B) I can get into my house.
- A) She just finished PE class. (B) She just finished math class.
- A) An envelope. (B) An eraser. (C) A pencil.
- A) I'll pick up the floor later today. (B) I'll pick up the floor tomorrow.
- A) She found a present in her room. (B) She found a present in her bag.

班 號 姓名：

- (A) A flashlight. (B) A cellphone. (C) A puppy.
 — (A) No, she is a painter. (B) No, she is a doctor. (C) Yes, she is a teacher.
 CD中的題組，選出正確的答案。
 — (A) No, they are students. (B) No, they are reporters. (C) Yes, they are teachers.
 — (A) Hand puppets. (B) Kites. (C) Robots.
 — (A) Yes, she is a reporter. (B) No, she is a teacher. (C) No, she is a student.
 — (A) It's a puppy. (B) She is fine. (C) Her name is Jane.
 — (A) The boy's robot is a monkey. (B) The girl's sister is Jane. (C) Jane's robot is a dog.

答

家說英語

Let's Talk in English

看圖辨義

he questions. Then choose the best answer according to each picture.

___ 42. ___ B.43. ___ 44. ___ C.45. ___ 46. ___ D.47. ___ 48. ___



sponse 最佳回應句
e best response to each question or statement.

- A)I have one. (B)Yes, I don't have it. (C)I can't find my pen.
 A)I don't like my math teacher. (B)I like Spanish. (C)I like my classmates.
 A)You should take a shower. (B)You should say it. (C)You should clean it.
 A)I live far away. (B)Yes, I do. (C) Who is the driver?
 A)That sounds like a good idea. (B)It's in December. (C)When is your birthday?
 A)Susan is not in today. (B) Yes, I bought her a present. (C)What date is your birthday?

Conversations 簡短會話

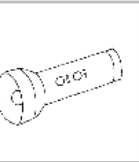
he conversations. Then answer the questions.

- A)A notebook. (B)A stapler. (C)Scissors.
 A)I can't get into my house. (B)Please call my cellphone. (C)I hit a tree on the way here.
 A)She just finished PE class. (B)She took a math test. (C)She just finished French class.
 A)An envelope. (B)An eraser. (C)A folder.
 A)I'll pick up the floor later today. (B)Let's get some advice from Bill. (C)Now we need to sweep the floor.
 A)She found a present in her room. (B)She had a vase in her room. (C)She decorated her room.

(A) True (B) False



(A) True (B) False



(A) True (B) False



Listening test

Reading passport



BOOKS I'VE READ

HOW TO USE THE "I'VE READ" BOOK

1. READ A BOOK
2. FILL IN THE TITLE
AND THE DATES
3. SHARE YOUR THOUGHTS
4. PLACE YOUR FAVORITE
AND GIVE THE BOOK A RATING
5. PAT YOURSELF ON THE BACK
6. START ALL OVER

TITLE:

AUTHOR:

DATE STARTED:

DATE FINISHED:

MY THOUGHTS:

STICKER RATING:

A dashed red box for a sticker rating.



TITLE:


AUTHOR:

DATE STARTED: / /

DATE FINISHED: / /

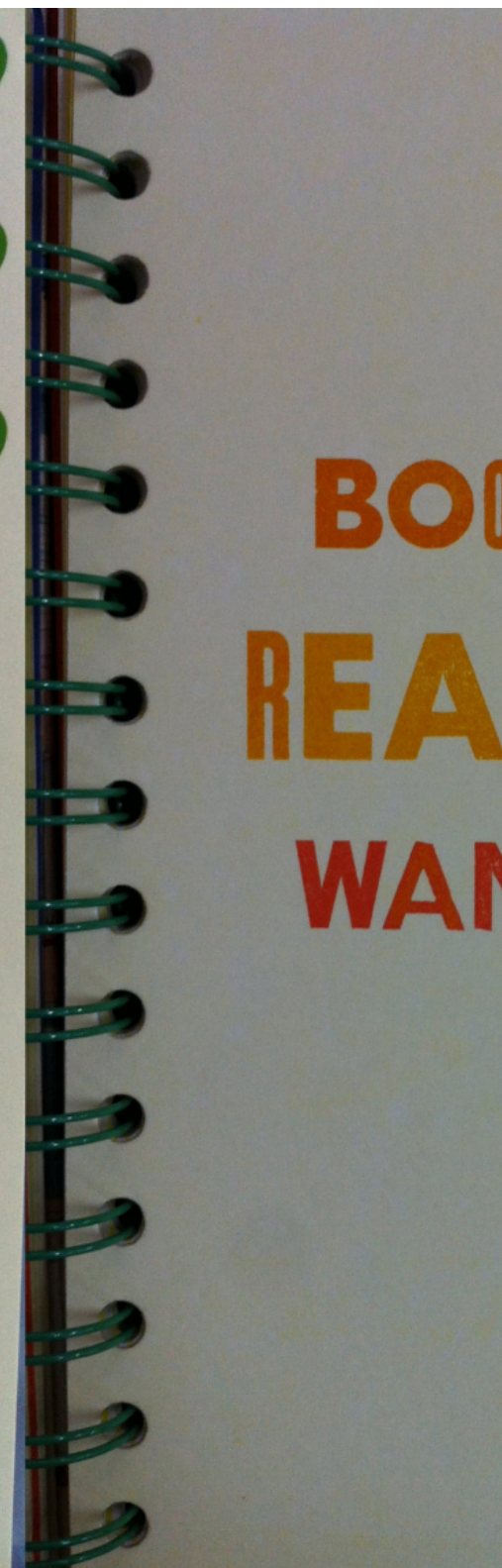
MY THOUGHTS:

STICKER RATING:



STAR RATING:





REALLY,
REALLY
TO READ

QUICK! NAME THREE BOOKS YOU REALLY, REALLY,
REALLY WANT TO READ. CAN'T REMEMBER THE TITLES? WE
UNDERSTAND. THAT'S WHY WE CREATED THIS HANDY-DANDY
SECTION. JUST WRITE DOWN THE BOOK'S TITLE, THE AUTHOR'S
NAME, AND THE NAME OF THE PERSON WHO SUGGESTED IT (SO
YOU CAN THANK HIM OR HER LATER—OR NOT). ONCE YOU'VE
READ A BOOK, CHECK IT OFF, FILL OUT AN ENTRY FOR IT IN THE
"BOOKS I'VE READ" SECTION, AND, IF THE STORY INSPIRED YOU
TO LAUGH OR CRY OR GAG, WRITE YOUR OWN INSTA-BOOK REVIEW
IN "BEYOND THE BOOK REPORT."

TITLE:

AUTHOR:

RECOMMENDED BY:

☐ **READ IT!** (SEE "BOOKS I'VE READ" SECTION)

TITLE:

AUTHOR:

RECOMMENDED BY:

☐ **READ IT!** (SEE "BOOKS I'VE READ" SECTION)

BEY
BO

"BOOKS I'VE READ" SECTION, AND, IF THE STORY INSPIRED YOU
TO LAUGH OR CRY OR GAG, WRITE YOUR OWN INSTA-BOOK REVIEW
IN "BEYOND THE BOOK REPORT."

TITLE:

AUTHOR:

RECOMMENDED BY:

○ **READ IT!** (SEE "BOOKS I'VE READ" SECTION)

TITLE:

AUTHOR:

RECOMMENDED BY:

YOU REALLY, REALLY,
MBER THE TITLES? WE
ED THIS HANDY-DANDY
K'S TITLE, THE AUTHOR'S
N WHO SUGGESTED IT (SO
-OR NOT). ONCE YOU'VE
T AN ENTRY FOR IT IN THE
F THE STORY INSPIRED YOU
UR OWN INSTA-BOOK REVIEW

BEYOND THE BOOK REPORT

LETTER TO AUTHOR #1

Dear _____
(AUTHOR'S NAME)

Congratulations! You have just

_____ book
(1)

is given out _____
(NUMBER)

book that makes me _____

like the main character because

_____. I actually
(NUMBER)

You may pick up your award

(YOUR BIRTHDAY)

Thank you.

Regards,

(YOUR NAME)

Awards Committee President

LETTER TO AUTHOR #1

Dear _____,
(AUTHOR'S NAME)

Congratulations! You have just won the _____
(YOUR NAME)

_____ Award for your incredibly

_____ book called _____
(1) (BOOK TITLE)

_____. This _____ prize
(1)

is given out _____ times a year, or whenever I feel like it, to a
(NUMBER)

book that makes me _____. In your book, I especially
(2)

WORD LIST 1:

SPUNKY | AWESOME | SILLY | SLIMY | STINKY | GOOFY | MESSY

WACKY | GROSS | CRAZY

WORD LIST 2:

BARF | SNEEZE | LAUGH | HICCUP | BAWL | BURP | WIGGLE

JUMP | SPIN | SING

WORD LIST 3:

ME | MY DOG | MY MOM | MY HERO | MY TEACHER | MY BEST FRIEND

HARRY POTTER | MY WORST NIGHTMARE | CAPTAIN UNDERPANTS

MY FAVORITE DOLL / ACTION FIGURE

(YOUR NAME)
Award for your incredibly

(BOOK TITLE)
prize

(1)
Whenever I feel like it, to a

. In your book, I especially

inds me of (3)

eresting part is in chapter

(2)
the awards ceremony on

Please try to be on time.

WORD LIST 1:

SPUNKY | AWESOME | SILLY | SLIMY | STINKY | GOOFY | MESSY

WACKY | GROSS | CRAZY

WORD LIST 2:

BARF | SNEEZE | LAUGH | HICCUP | BAWL | BURP | WIGGLE

JUMP | SPIN | SING

WORD LIST 3:

ME | MY DOG | MY MOM | MY HERO | MY TEACHER | MY BEST FRIEND

HARRY POTTER | MY WORST NIGHTMARE | CAPTAIN UNDERPANTS

Useful Resources

Tainan English Consulting Group

<http://ceag.tn.edu.tw/modules/ceag/index.php?TeamID=6>

Prezi

<http://prezi.com/>

Pearltrees

<http://www.pearltrees.com/>

Useful Re

Tainan English Consulting Group

<http://ceag.tn.edu.tw/module/mID=6>

Prezi

<http://prezi.com/>

mID=6

Prezi

<http://prezi.com/>

Pearltrees

<http://www.pearltree>

Prezi

<http://prezi.com/>

Pearltrees

<http://www.pearltrees.com/>

Useful Resources

Tainan English Consulting Group

<http://ceag.tn.edu.tw/modules/ceag/index.php?TeamID=6>

Prezi

<http://prezi.com/>

Pearltrees

<http://www.pearltrees.com/>

Look for Students' Possibilities

ChiaHsin Kuo

