

Read, Play, Imagine, Create

閱讀, 玩樂, 想像, 創作~



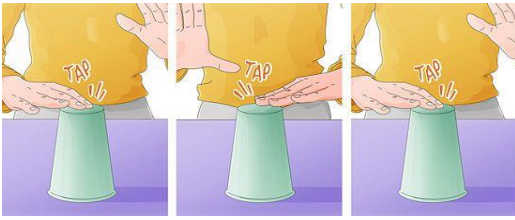
Sep 20, 2014

主講人：林鈺城 Mike Fatbat (Facebook account)
曾任：教育部中央輔導員 屏東縣輔導員 屏東縣潮州國小教師
現任：竹北市中正國小教師

E-mail: fatbat666@gmail.com

Blog : <http://blog.yam.com/fatbat666>

Facebook Fan Page: [Fatbat 教甄玩真的蛤](#)



Cups (When I'm Gone)

I got my ticket for the long way 'round / 我買了張到遙遠世界的票

Two bottles of whiskey for the _____ / 身上只帶著兩瓶威士忌相伴

And I sure would like some sweet company / 當然我也希望有人可以作伴

And I'm leaving tomorrow, what do you _____? / 我決定明天就起身 你覺得呢

(第二段 chorus 2)

When I'm gone (X 2) / 當我離開了

You're gonna _____ me when I'm gone / 當我走後 你一定會想念我的

You're gonna _____ me by my _____ / 你一定會想念 我的秀髮

You're gonna miss me _____, oh / 不論在何處 你都會想起我

You're (sure) gonna _____ me when I'm gone / 當我走後 你一定會想念我的

(第二段 chorus 1, 最後一段 chorus)

When I'm gone (X 2) / 當我離開了










You're gonna miss me when I'm _____ / 當我走後 你一定會想念我的

You're gonna miss me by my _____ / 你一定會想念 我走路的姿態

You're gonna miss me by my _____, oh / 你一定會想起 我說話的方式

You're gonna miss me when I'm _____ / 當我走後你 一定會想念我的

(節拍間奏 X 2)

LEARN HOW TO PLAY CUPS		VULTURE
		
1 Clap hands twice.	2 Hit the table three times.	3 Clap hands once.
		
4 Pick up cup and tap it down again on table.	5 Clap hands once.	6 Pick up cup and tap it on hand, then table.
		
7 Switch hands and grab the bottom of the cup.	8 Hit the table with your free hand.	9 Set the cup down on the table. Repeat.

I've got my _____ for the long way 'round / 我得到了張去遙遠境地的票

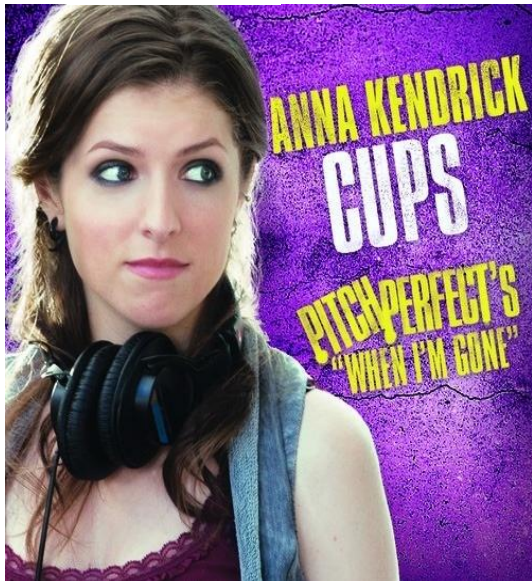
The one with the prettiest of views / 那裡有著全世界最美的風景

It's got _____, it's got rivers / 有高山, 有溪流,

it's got _____ to give you shivers / 美得讓你起雞皮疙瘩

But it sure would be prettier with _____ / 但當然有你的陪伴 美景會更加夢幻

※歌曲小檔案※



Cup Song (杯子歌) 是由一首叫做 *You're gonna miss me (when I'm gone)* 的歌開始、以敲打杯子加上拍手的方式演唱，自從電影【歌喉讚】*Pitch Perfect* 電影上映，Cup Song 就成了風潮，許多人爭相 **cover**(翻唱)這首歌。

原本是有一個小小的團體 *Lulu and the Lampshades* 所創作 (後改團名: *Landshapes*) 非常有草根性、熱血的拍打輕唱版：

<https://www.youtube.com/watch?v=DWCOYJg9ps4>

但真正的原唱是誰呢？*Mainers Mountaineers* 於 1937 年所發行這首 *Miss me when I'm gone* 喔~~~ 就是鄉村曲風：

<https://www.youtube.com/watch?v=UmXSOPDe5-Y#t=28>

PS. 這版本超讚！完全展現團隊合作的精神、又有個人獨秀的精彩！要不要試試？

<https://www.youtube.com/watch?v=oQVFRHDjIc>

今年，我們的畢業歌，就是要唱這首！你… 準備好了嗎？☺

<https://www.youtube.com/watch?v=pjcOzqxu4JQ>

Let It Go

by Idina Menzel

The _____ glows white on the mountain tonight
Not a **footprint** to be seen
A kingdom of **isolation**
And it looks like I'm the _____

今晚山峰白雪茫茫
沒有半點足跡可見
一個獨立之國似被遺忘
看來我是這兒的女王

The _____ is **howling** like this
swirling _____ inside
Couldn't _____ it in,
heaven knows I've tried

冷風咆哮 如我內心翻騰風暴
再也藏不了 上天知道我煎熬



Don't let them in, don't let them _____
Be the good girl you _____ have to be
Conceal, don't _____, don't let them know
Well, _____ they know

別讓他們進來 別讓他們看見
當個乖女孩 一直以來都這樣
隱藏 別去感受 別讓人知道
但如今 他們都知道了



Let it go, let it go
Can't hold it back _____
Let it go, let it go
Turn away and **slam** the _____
I don't _____ what they're going to say
Let the storm **rage on**
The _____ never **bothered** me anyway

放手吧 放手吧
再也無法攔住它
放開手 放開手
轉身走 甩上門
我不在乎他們會怎麼說
就讓風暴肆虐吧
反正這寒冷對我來說不算什麼



It's _____ how some **distance**
makes everything **seem** _____
And the **fears** that once **controlled** me
_____ get to me at all

有趣的是 一保持距離
一切看來就這麼渺小
恐懼曾控制我
但再也無法接近我

It's time to see what I can _____
To test the **limits** and _____ through
No right, no wrong, no _____ for me
I'm _____

是時候看看自己的能耐了
測試極限 突破自我
沒有對錯 沒有束縛
我自由自在



Let it go, let it go
I am one with the wind and _____
Let it go, let it go
You'll never see me _____

Here I _____ and here I'll stay
Let the storm rage on

放手吧 放手吧
我獨自享受這寒風夜空
放手吧 放手吧
你不會再看到我流淚
我就站在這 我將待在這
就讓風暴肆虐吧




My _____ **flurries through** the air
into the ground
My _____ is **spiraling** in
frozen **fractals** all around

我的魔力從天上
急速而降
我的靈魂在
冰晶四周盤旋

And one thought **crystallizes**
like an **icy blast**
I'm _____ going back,
the past is in the past

一個念頭形成
如風雪驟發
我已不會再回頭
讓過去留在過去



Let it go, let it go
And I'll _____ like
the **break of dawn**
Let it go, let it go
That **perfect** _____ is gone
Here I stand in the light of _____
Let the storm rage on
The cold never bothered me _____

放手吧 放手吧
我將重生
如黎明再起
放手吧 放手吧
那完美女孩 已不在
我站在陽光之下
就讓風暴肆虐吧
反正這寒冷對我來說不算什麼



※歌曲小檔案※

《**冰雪奇緣**》(**Frozen**)是 2013 年 Disney 顛覆傳統的電腦動畫，取材自安徒生童話故事《**冰雪女王**》。[北歐王國](#)艾倫戴爾(Arendelle)有著兩位個性截然不同的公主：艾莎(Elsa)與安娜(Anna)，看似冷若冰霜，舉止優雅合宜的 Elsa 擁有創造冰雪的魔法，年幼時與生性活潑衝動、熱愛冒險的妹妹 Anna 玩耍，卻意外傷害了她，所以一直不敢接近人群。

直到長大後的加冕典禮，兩姊妹的一場爭吵讓 Elsa 壓抑的情緒瞬間爆發，無意間使出的魔法卻冰封整個王國！

Anna 為了解除魔法，只得冒著風雪尋找姊姊 Elsa，在路上碰上喜愛冒險又心地善良的登山人阿克(Kristoff)與他忠心的馴鹿小斯(Sven)，更遇到天真搞笑的雪人雪寶(Olaf)，四人一同攜手踏上尋找真愛的旅程...

這首入圍 Oscar 最佳電影歌曲的 **Let It Go**，內容主要是說 Elsa 逃離她的王國、跑到深山裡，最終脫去一直隱藏真相的手套、接受自我，不再隱藏她的神奇力量，而是重新擁抱它、做回真正的自己！由於這首歌深受影迷喜歡，Disney 已將這首歌運用了 25 種不同語言、組合成另一支官方版 MV，台灣也出了中文版，最近更有網友惡搞、錄製了爆笑台語版！可見這首歌火紅程度。這部片在美國某些大城市，已經上映 Sing-along 版本，也就是超大螢幕所有觀眾一起唱翻天的卡拉 OK 版，台灣也快有這樣的版本上映囉！真是太令人期待~~~

※ **What is your magic power that is very different from others? Let... it... go!**



Let It Go (畢業典禮-Oh My Teacher 版)

by Mike Fatbat

It all happened almost 2 years _____
It's Aiwa! Oh my GOD!
It gave me chills from head to _____
All I can say is WHAT???
I even cried alone, once, twice,
a thousand _____...
Couldn't keep it in,
heaven knows I tried

這件事發生大約兩年前
聽到是 Aiwa! 喔老天啊!
我從頭到腳起雞皮疙瘩
能做的反應... 只有「啥」?
我甚至獨自哭泣, 一次, 兩次,
哭了一千次...
再也擋不了
老天知道我煎熬

"Don't do this and
don't you do that!"
I wonder when there will EVER be an _____
"Answer, don't nod!"
When will it _____?
Please make it stop~~~

「這個不准做!
那個也不行碰!」
我懷疑什麼時候這夢靨會結束
「快回答! 別點頭!」
這折磨什麼時候可以停止?
拜託讓它停止~~~

Let it go, let it go
So much _____, you never know
Let it go, let it go
Bury my _____ and do as I'm told
It's _____ time
And I can NEVER go and play
Let Aiwa rage on,
I just can't _____ it another day

放手吧 放手吧
超多作業、寫也寫不完
放手吧 放手吧
只好埋頭苦讀、逆來順受
就算是下課
我也不可能出去玩
就讓 Aiwa 肆虐吧
我再也無法忍受一天了

It's funny how time goes by
Makes _____ seem clear
And my teacher who drove me _____
Can't bother me at all

有趣的是 時間一久了
一切看起來竟這麼清楚
老師以前讓我好抓狂
現在再也不會困擾我

It's time to see what I can do
To suck it up! Learn something _____!
Wipe your eyes, and put on a _____!
Get high~

是時候看看我的能耐了
撐下去! 往前走!
擦乾眼淚, 戴上笑容!
打起精神來~~~

Let it go, let it go
All these _____ make me strong!
Let it go, let it go
All the _____ can't do me wrong!
Here I stand
And I'm proud to say
Let the _____ be gone
(I can make it better anyway~~~)

放手吧 放手吧
所有的任務都讓我更茁壯
放手吧 放手吧
那些話語都不會讓我受傷
我就站在這兒
而且很自豪地說
就讓恐懼消失吧
(我可以把每件事做得更棒~~~)

My classmates all worry from Monday to Friday
What _____ we're given to accomplish
each and every day
Together we can make it like a cool rock band
I finally understand
The future's in my _____~~~

我的同學從週一擔心到週五
深怕我們又被交代啥任務
每天都可能很痛苦
但只要同心協力、我們就能完美演出
我終於了解了
未來操之在我啊

Let it go, let it go
See me _____ across the sky!
Let it go, let it go
Like a rocket I can _____!


放手吧 放手吧
看我拋開束縛勇往直前
放手吧 放手吧
翱翔天際我就像個火箭

Here I _____
On this very stage
Let my hope rage on
_____ never bothered me anyway

我就站在
這個非常舞台之上
就讓我充滿希望吧
反正再見對我來說不算什麼

各位，大家一起來討論：歌詞確定？角色分配？隊形變化？道具準備？服裝安排？背景配樂？要有人演 Aiwa 嗎？全班都下去演唱嗎？什麼時候練歌/舞呢？Aiwa 可以先知道嗎？爸爸媽媽查覺到怎麼辦？有沒有備案？是否要順便設計 logo 或簡單畫冊？要不要在 FB 的秘密社團裡有更多交流互動？寫下來 or 畫起來你的想法吧~~~

Nemo has a dream.
He wants to join
The school swim _____.



But Nemo has a little fin.
He thinks that he will never _____.



Dory helps Nemo.
She teaches him to _____!

Nemo races and races.
Nemo chases and chases.

"Just keep swimming," Dory sings.
But Nemo thinks of other _____.

"I will never win.
I have a bad _____."

"Just keep swimming!" Dory _____.
So Nemo tries... and tries... and tries.

Nemo races and races.
Nemo chases and chases.

Yippee! Yahoo!
His dream comes _____.
Nemo makes the team.

Can Nemo win the first-place _____?
"Just keep swimming!" Dory cries.

Watch him race. Watch him _____. Watch as Nemo wins first _____!

討論：
流行主題？配合句型？如何改編？互動方式？學生展演？



Am I A Banana?

延伸閱讀...



15 Questions to guess what it is!

1. **Fruit / Vegetable:** (1) Can you eat it?
(2) Does it taste sweet / sour?
(3) Do you cook it?
(4) Is it round / long / spiky?

2. **Animal:** (1) Is it an animal? (Is it alive?)
(2) Does it have 2/4 legs?
(3) Is it very big / long / cute?
(4) Can you keep it as a pet?
(5) Does it have a long nose / trunk?
(6) Does it eat nuts?
(7) Where can I see it?

3. **Clothes:** (1) Do you wear it (on rainy days / at the party / when it's hot)?
(2) Do you put it on your head / hands / feet / around your neck / waist?
(3) Girls HATE to wear it, right?
(4) Does it have buttons / zippers?

4. **Tool / Toy / Furniture:** (1) Can you sit on it?
(2) Is it fluffy?
(3) Does it quack?
(4) Can you play it?
(5) Do you pour drinks / water / coffee in it?
(6) Do you have to water it?
(7) Can it wake you up?
(8) Can you use it to watch stars?

5. **Transportation:** (1) Does it have (2 / 4 / many / big) wheels?
(2) Can you ride on it?
(3) Do you need coins for it?
(4) Are there lots of people on it?
(5) Does it sail in the water?
(6) Does it run on rails?

萬用問題: (1) Is it yellow / purple / red / green / orange / blue / brown / black and white / gray / colorful...? (2) Do you see it at home? (3) Can it fly?

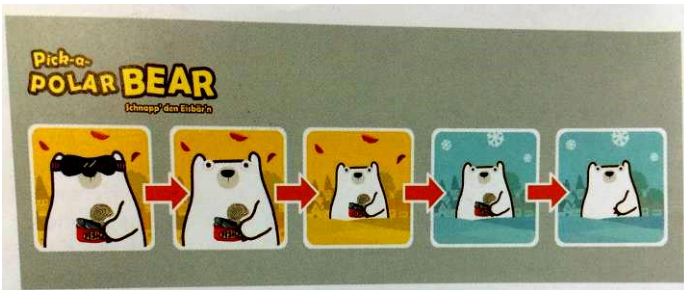


What is the name of the game?




What animal do you expect to see in this board game (桌遊)?

Players: 1~5 (best with 3, 4 players)
Age: 8 and up
Time: 15~20 minutes



What are the rules?

- ① Each player gets one card (face down) as "Captain" card. DO NOT LOOK AT IT.
- ② Put 5 rows of 6 cards face-up, 30 in total, as the "Member" cards.
- ③ One player says "Go!" and all players get to turn over their own Captain cards.
- ④ Players try to grab the Member cards with **NO difference or only ONE difference** from their Captain cards as many as possible.
- ⑤ The one who gets the most cards wins.
- ⑥ If you can't find any card, call "Stop!" (then others check if all the cards are correct)



5 differences:

1. 尺寸 (大小) -
2. 右手臂 -
3. 顏色 (橘色秋天/藍色冬天) -
4. 護目鏡 -
5. 魚罐頭 -



What else is in the card?

1. 雪花 -
2. 樹葉 -

shuffle	turn over
examine	same



See who's FASTER??? 大家來比快！ (計時，看誰能最快夠說出哪邊不一樣？)



3. A B C D E F



If you have this card...



What cards would you grab?

Tell us the order (順序)~ ☺

進階玩法：The Set-Up Delight



Bonus Round cards



"hold back" card





Chef is a French word for _____.

And cuckoo means _____.

☆ Object of the game: To collect the most _____ from the judges (法官).

☆ How do we play the game?

Players: 3~8

Age: 7 to adult

Time: 20 minutes

⑦ Choose one player to be the _____ (法官) for the 1st round.

And the _____ (星星銀行) is next to the judge.

- ⑧ The judge _____ (洗牌) and _____ (發牌) 6 **ingredient cards** (原料卡) face-down to each chef.
- ⑨ The judge picks 1 card from 12 **food challenge cards** (食物挑戰卡).
- ⑩ The judge says the food challenge aloud and put the card face-up.
- ⑪ Chefs will pick 3 **ingredient cards** to make the _____ (菜餚) for this round.
- ⑫ Chefs can _____ (交換) cards with the judge for 3 times if they don't like the cards.
- ⑬ All chefs put their 3 cards face-down. The judge turns over all the cards, and decides the best dish(es). 1 to 3 stars can be given to the chef.

* Chefs can try to talk the judge into voting for their specials.

food challenge cards (食物挑戰卡)



Ingredient Cards (原料卡):

- 1. chicken, ham, burger, turkey, bacon, egg, hot dog sausages _____
- pastrami _____
- prosciutto _____
- tuna _____, snails, crab, shrimp,



Have Fun with Jobs

Class: _____

Group: _____

A. Read, answer and draw.

I wash my hands about 40 times a day.
 I make yummy salad, steak and spaghetti.
 I wear a white hat.
 I work in a restaurant. → I'm a _____.

I use computer a lot.
 My good friends are red pens and blackboard.
 I love kids and kids love me.
 I work in a school. → I'm a _____.

I sometimes hear crying or screaming.
 I wear a white uniform.
 I help sick people and make them healthy.
 I work in a hospital. → I'm a _____.

B. Work with the partners and write your own riddles.

	Name	Hints
1		
2		
3		
4		

	Name	Hints
1		
2		
3		
4		

Possible Workplace:

flower shop / bank / library / market / bookstore / zoo / 7-eleven /
 post office / department store (Dream Mall, SOGO, Global Mall... etc.) /
 design company / police station / drug store / gas station / studio

C. If the animals have these jobs, what will they do?

1.



If an alligator is a _____,
she will teach in the swamp and maybe

2.



If a dog is a _____,
he will _____

3.




If a monkey is a _____,
he will _____

4.










If a rabbit is a _____,
she will _____



5.



6.



類別	題號	Questions 問題	Answers 回答	
(1) 基本 問候語 (No. 1~5, 9)	1.	Good morning / Good afternoon.	Good morning / Good afternoon.	
	2.	How are you (doing)?	I'm _____. Thank you.	
	3.	What's your name?	My name is _____.	
	4.	Where are you from?	I'm from _____.	
	(2) 每周 一句 Week 1~3 (No. 6~8)	5.	How old are you?	I'm _____.
		6.	Where is my eraser?	Sorry! I have it.
		7.	I need a red pen.	Here you are.
		8.	What's the matter?	I'm so tired.
		9.	Thank you.	Anytime / You're welcome.
(3) 自然 發音 認讀 (複習上 學期)	10	The city cock pays ten cents for a cupcake.		
	11	The giant goat with some gems is standing by the gate.		
	12	The donkey is singing a song, and the monkey is hanging on the branch.		
	13	The writer can't have a wreath because he writes a wrong answer.		
	14	The knight with a knife is knocking at the door with his knee.		
	15	The boy with big thumbs likes to climb onto a limb to see lambs.		
(4) 第一課 單字-1	16	(1) go hiking  (2) go camping  (3) watch the stars 		
(5) 第一課 單字-2	17	(4) watch the moon  (5) by the sea  (6) in the mountains 		



(6) 第一課 句型-1	18	Q: What can you do in the mountains? A: I can _____ . (自填 1 或多個合理的動作)
(7) 第一課 句型-2	19	Q: What can he / she do by the sea? A: He / She can _____ . (同上)
(8) 課文對 話應用 -1	20	Q: It's _____ . (時間) Let's go to _____ . (地點) A: What can we do there? Q: We can _____ . (動作 + 地點) A: Sounds _____ .
(9) 課文對 話應用 -2	21	① _____ has fun tonight. (人物) ② _____ can't wait to _____ with _____ tomorrow. (He/She, 動作, 人物)
(9) Phonics1	22	(1) sky (2) fly (3) cry (4) my (5) by
(10) Phonics2	23	(1) city (2) daddy (3) lucky (4) party (5) spicy
(11). 繪本 節錄 (Yes Day-1)	24	Today is my favorite day of the year! Yes Day! Can I please have pizza for breakfast? Can I use your hair gel? Can I clean my room tomorrow? 
(12) (Yes Day-2)	25	Can we get ice cream? Can I eat lunch outside? Can we stay up really late? Does this day have to end? 
(加分題： 10分) Let It Go		Let it go, let it go Can't hold it back _____ Let it go, let it go Turn away and slam the _____ I don't _____ what they're going to say Let the storm rage on The _____ never bothered me anyway 放手吧 放手吧 再也無法攔住它 放開手 放開手 轉身走 甩上門 我不在乎 他們會怎麼說 就讓風暴肆虐吧 反正寒冷對我來說不算啥

規則：1. 請不要任何注音、國字或諧音來記憶單字，念熟就會了！加油~~~ ☺

2. 快、狠、準→ 4分；遲疑、念錯後自己更正→ 3分；給答案、照念→ 2分

3. (8) & (9) (找夥伴, 編劇情!) 兩人一組來考, 要好好練習喔~ Go! Go! Go!

Conversation-Making



9. Ralph 大獲全勝：Write & Draw 回答問題、並畫出圖案 6%

(句子 4%, 圖畫 2%)(對準格線，注意兩字間要有空格，開頭要大寫、標點別忘記！)

Q: How do you go to school?

圖:

(加分題) (10分)

1. 這裡有兩個 Sight Words(視覺字)，試著用學過的任何句型造句。兩句分開或放在同一句都行！

(請以正確、通順、乾淨的英文書寫) (6分) is / and → _____ I / do → _____

<p>(加分題) (5分)</p>	<p>這是課本 Unit 3 裡的圖片，你可以使用學過的任何句型，幫這兩位同學完成對話嗎？試試看吧！(請以正確、通順、乾淨的英文書寫)</p>		<p>_____</p> <p>-----</p> <p>_____</p>
-----------------------	---	--	--

(加分題) (10分) 在課本 Unit 3 的練習裡，小胖 Willy 寫了封信問 Miss Chang 問題，Miss Chang

也給了建議。你要不要試試、也分別以兩個角色的不同角度，用學過的任何句型，完成兩封信呢？

(請以正確、通順、乾淨的英文書寫)

【1】 ROOM 501

Miss Nelson is missing

by Mike Fatbat

1-THIS IS 501 [to the tune of *This Is Halloween*]

Boys and girls of 501 (5-1 的男生女生們)

Wouldn't you like to have some fun? (你們想不想找樂子)

Play with us and you will see (和我們一起玩你就知道)

This, our town of fantasy (這是我們的奇幻王國)

This is 501~ This is 501~ (這是 5-1，這是 5-1)

Everybody shouts and runs~ (每個人又叫又跳)

It's our fantasy~ Everybody make a scene~

(這是我們的奇幻王國，大家一起玩翻天吧)

Narrator (品嫻): The kids of Class 501 were misbehaving again. (5-1 又不乖了)

All:

Spitballs stuck to the ceiling. (用口水揉成的紙團黏在天花板上)

Paper planes whizzed through the air. (紙飛機在空中飛)

Narrator: They were the worst-behaved class in the whole school.

(他們是全校規矩最壞的班級)

They whispered and giggled. (他們竊竊私語咯咯笑)

They wriggled and jiggled. (他們扭來扭去，抖來抖去)

They made faces and rocked 'n' rolled. (他們做鬼臉，搖滾作樂)

Miss Nelson: Now... [雙手交叉往前] settle down. (現在坐好)

Kids: No way. (不要) (右後方一半學生)

Kids: Not now. (現在不要) (左後方一半學生)

Kid A (璟銘): OVER MY DEAD BODY!!! (除非我死掉) [退後幾步、驚訝!]

Miss Nelson: Oh, my goodness!

不只是童話、非宣傳文化、跟生活結合的 RT

When you feel your stomach start to growl in class.

Conceal, don't feel, don't let them know



It's time to see what I can do, to test the limits and break through.
No right, no wrong, no rules for me...
I'm free~~~

FALSE
true

1. () RT is NOT mainly for competitions.
→ RT is a strategy, an extended activity for reading, and an efficient method for aiding kids with reading difficulties.
2. () It HAD BETTER be fairy tale-related, international education-wise, or pop culture-ish.
3. () Rhymes, chants, pop songs or even rap can ALL be integrated into RT scripts.
4. () Stay put, don't move. Don't let them know... that you're just kids.
5. () Reading the script OUT LOUD is the key point. Memorizing comes along.
→ Working on vocal expression, gesture and imagination.
6. () For dramatic effects, costumes, props and make-up are necessary.
7. () EVERY kid in class can do RT.
→ Cooperative learning is called for.
8. () For dramatic reasons, main roles read most of the script.
→ writing a profile helps build the character and relationship with other roles.

✘ RT = Real Tiring? Red Tape? Rotten Topic?
Rich Text? Or Rare Treasure?

1. Real Tiring? Red Tape? Rotten Topic? Rich Text? Or Rare Treasure?

- RT 是什麼?

- Reading a play out loud without costumes, props, settings or make-ups.
- Voices do the trick.
- **Reading with comprehension, fluency, imagination and fun.**
- An incentive to motivate students to learn and to focus on the content material.
- **Somewhere between a radio drama and graduation speech, plus talent show.**

2.

M.I.B. - Most Incredibly Beneficial

- 為什麼要 RT?

- ✧ It enhances reading skills and confidence of the reader.
- ✧ **It motivates low achievers and slow learners, giving them opportunities to hear... their OWN VOICES!**
- ✧ It aids learners to practice LISTENING and SPEAKING new words, hence playing and having fun with them.
- ✧ It allows learners to experiment and feel comfortable with new words.

3.

RT Assemble!

- RT 裡要教什麼?

- Predictable stories or CLASSIC TALES.
- Rhymes, songs, and chants with simple words and catchy tunes.
- Textbook content with repeated words or phrases.
- Brand-new scripts created by yourself.
- Of course, the AWARDED SCRIPTS that can be found EVERYWHERE online...

4. The Bright Knight Rises - 怎麼開始 RT?

a. 玩字	b. 連句	c. R & B (Rhythm & "Beats")
d. 遊戲	e. 分組	f. 從識字到閱讀
g. 讀、寫、畫	h. 3P 的刺激 (Passion, Patience & Pop Song)	i. 上台 & 器材

READING PROCESS

- ✓ **Storytelling:** read the script aloud to students.
→ better effects with the aid of **flashcards, props or comics**
- ✓ **Choral Reading:** encourage students to read the script and sing the songs altogether.
→ also using **CD, YouTube or audio thief**
- ✓ **Circled Reading:** take turns reading the lines in a circle.
→ discuss with students **what part shall be stressed and acted out**
- ✓ **Grouping & Assigning characters:** help students highlight his/her own lines and do the profile analyzing.
→ 3S: **Slow, smooth, show-like**
- ✓ **Cooperative Reading:** reading together OUTSIDE class, 10 mins each time, at least 4~5 times before going onstage.
→ reading log: **groups, members, date, time(s)**
- ✓ **Pronunciation & Intonation Guiding:** phonics, sight words, basic recitation focus & recording.
→ Google: **text to speech**
- ✓ **Staged Reading:** after each group familiarizes with the script, it's SHOW TIME~ * **remember to VIDEOTAPE!**
→ Script holding – **Don't hide! + music stands**
Eye contact – **look UP, AROUND & AT the audience**
Volume – **LOUD enough to MOVE the listeners**

Teacher-led Assessment (Individual)

	3	2	1	Comment
Pronunciation				
Fluency				
Intonation				
Attitude				

Teacher-led Assessment (Group)

	3	2	1	Comment
Articulation				
Expressiveness				
Team Spirit				
Creativity				

Peer Assessment (Group)

	3	2	1	Comment
Voice (volume)				
Eye Contact				
Facial Expression				
Body Language				
Team Spirit				

READING, WRITING & DRAWING

✓ To prompt students to look up and use new words:

FANCY WORKSHEET for everyone.

✓ To impress students with the story:

Draw in the margins

STAGING & EQUIPMENT

Script binders, Music stands, Chairs or stools, Props or masks,
Costumes or uniforms, Music and sound effects, Entrances and exits

SCRIPT-WRITING TIPS

- ✓ **learner's level** – repetition, rhymes, easy scripts, or poems
- ✓ **RT Map** – When, Where, Who, What, Why, How
- ✓ **Roles** – Narrator (s) tell the story; Characters in the story
- ✓ **Repetition** – chunks of words, sentences or paragraphs
- ✓ **Balance of each character's speech** – individual, pairs, 3 roles,
half of the roles, ALL
- ✓ **Music element & sound effects** – Songs or chants, old squeaky door,
wind blowing, witch giggling, ambulance rushing, lion roaring, drizzling,
whispering... etc.

The Sound of MUSICAL

Musical is...

Combination of Literature, Arts & Crafts, Music, Dance and Drama Play

Elements of Musical:

script, music, dance (movement), props & setting, narration

Famous Musical Films:

The Wizard of Oz, Singing in the Rain, West Side Story, Mary Poppins, The Sound of Music, Grease, Phantom of the Opera, Sweeney Todd

Use of Sounds in Musicals:

Songs, Dances, Transitional Music, Background Music, Sound Effects

Read, Play & Love – Practice, Observe & HAVE FUN~~~



The Pencil

Adapted by Mike Fatbat

N1a: Banjo the boy: N1b: Kitty the paintbrush: N2a: Bruce the dog: N2b: The Eraser1: N2c: Mildred the cat: The Pencil: The Eraser2:

All: Setting.

N1a: Middle of nowhere.

All: Characters?

N1b: Can be a lot. Or just one.

All: Are you SURE? Only one character?

N1a: Chill out, just listen...

N1b: Once there was a pencil.

N2a: A lonely little pencil, and nothing else.

N2b: It lay there, which was nowhere in particular, for a long long time.

N2c: Then one day that little pencil made a move, shivered slightly, quivered somewhat... and began to draw.

N1: The pencil drew a boy.

Banjo the boy: What's my name?

The Pencil: Er... Banjo.

Banjo the boy: Good. Draw me a dog.

N2: The pencil drew a dog.

Bruce the dog: Arf! Arf! What's my name?

The Pencil: Er... Bruce.

Bruce the dog: Excellent. Draw me a cat.

N1a: The pencil hesitated.

Bruce the dog: PLEASE~~~~~

N2a: So then the pencil drew a cat, named Mildred.

N1b: And Bruce, of course, chased Mildred.

All: And Banjo chased Bruce.

Banjo the boy: Round and round the house, which the pencil drew,

Bruce the dog: Up and down the road, which the pencil drew,





Who's in Love with the Big Bad Wolf?

Written by Mike Fatbat

Narrator 1: Narrator 2: Red Riding Hood:
Big Bad Wolf: Piggy 1: Piggy 2: Piggy 3:
Snow White:

Song: Who's in love with the Big Bad Wolf? Big Bad Wolf? Big Bad Wolf?

Who's in love with the Big Bad Wolf? (whistling~)

N1: Once upon a time, in a..

1st Half: Wait, is this another old-fashioned fairy tale?

N2: Urh.. No. It's a story happening RIGHT HERE, RIGHT NOW.

2nd Half: Then **how** about changing your **beginning**?

N1: Alright then. (*clearing throat*) **This** is a story of **boy** meets girl.

N2: The boy, Big Bad Wolf from a small village, and he... (搶拍)

1st Half: Hold on, the boy's name is Big Bad Wolf?

Snow White: No, the boy **IS** Big Bad Wolf.

Piggy 1: (*oink*) **So** he'll **huff**,

Piggy 2: And he'll **puff**,

Piggy 3: And he'll **blow** my house in?

N1: No, he can only **bluff**, (嚇唬)

N2: And he can **snuff**, (吸鼻涕)

Snow White: And to him **everything** is **tough**, so he **always** feels down.

All: Oh boy, he's poor...

N1: He believes that he can never truly be happy...

N2: Until he meets the one.

All: Who would that be?



Rainbow Chasing

adapted by **Mike Fatbat**
Greene:

Little Red: O' Range: Yella:
Blue: Indie: Violet:

Little red: **R, E, D Red.**

R, E, D Red.

I can~ spell~ red.

Fire~ trucks are red.

Stop~ signs are red.

Red spells R, E, D. (to the tune of 16 going on 17 – 真善美)

It's a beautiful rainy day, sister O, let's put on our raincoats and go out to play.

O' Range: **O, R, A, N, G, E~**

O, R, A, N, G, E~

This is how we spell orange.

O, R, A, N, G, E~

Jack-o-lanterns are all orange.

Carrots are also orange.

And oranges are orange.

O, R, A, N, G, EEEE... (to the tune of Do Re Mi – 真善美)

There's enough rain out there to float a boat!

Have you seen my yellow raincoat?

Little Red: Here it is, O' Range! Now let's put on our boots and go play.

O' Range: **My rubber boots are hiding!**

Can you help me find them?

Little Red: Your teddy bear is wearing them. Now put them on and let's go play!

O' Range: **Look! It's a rainbow!**

Little Red: **Let's catch it!**

Little Red and O' Range: *Rainbow, don't run away!*

Little Red: **No matter how fast we run, it won't let us catch it!**

O' Range: **I think we might need some friends to help us!**

Little Red and O' Range: **Knock, knock!**

Y, E, L, L, O~ W

Yellow, Yellow is how it spells.


Smiley face I like is yellow.

Such a happy fellow.

Oh, yellow~~ OH, YELLOW~~ OH, YELLOW~~

(to the tune of The Lonely Goatherd – 真善美)



<p>【The Princess and the Pea】 Story Oxford Level 1</p>	<p>【The Princess, the Pea & the Plan】 RT Narrator 1 & 2 (N1 & N2) R1/King, R2/Queen, R3/Prince</p>
<p>(pp. 2~3) Here is the king. Here is the queen. Here is Prince Harold. And lots and lots of princesses! “Are they real princesses?” asks Prince Harold. “Real?” says the queen. “Yes, they’re real,” says the king. “Look at them!”</p>	<p>N1: Here is the king. R1: I am the king. This is my kingdom. N2: Here is the queen. R2: I am the queen. This is my son. All: Prince Harold. Prince Harold. What are you thinking about? R3 (sing): [tune-Over the Rainbow] Somewhere over the rainbow, Way up high There is a princess waiting For me to go and find All: There are lots and lots of princesses! R3: Are they real? R2: Real? R1: Yes, they are. Just take a look.</p>
<p>(pp. 4~5) The queen has a book. ‘The Book of Princesses’. “Look! Here’s Princess Flora,” says the queen. “Is she a real princess?” asks Prince Harold. “Yes, she is,” says the king. “She’s in the book!” They visit Princess Flora. They have tea with her. But she doesn’t talk. She only eats. “Thank you for the tea,” says Prince Harold. “We have to go now. Goodbye!”</p> 	<p>N1: The queen has a book. All: A book? A book? What is it about? N2: The Book of Princesses. All: Princesses? Princesses? Who are in it? R2: Look! This is Princess Flora. R3: Is she a real princess? All: Is she real? Is she real? R1: Oh yes, she is for sure. She’s in the book. N1: One day... All: They visit Princess Flora. N2: That day... All: They have some tea with her. R1: What then? All: She doesn’t talk. R2: Why so? All: She only eats. R3: Thank you. All: Thank you. R3: Thank you for the tea. No fun. All: No fun. R3: No fun can I see...</p>



RT Script #2

Roles: Narrator 1 & 2 (N1 & N2), R1/King, R2/Queen, R3/Prince

N1: Behold~~~ Here's the king!

All: The king! The king! Long live the king!

N2: And here's the queen!

All: Her Majesty! You're so pretty!

N1: And here's Prince Harold.

All: Prince Harold, Prince Harold. Lonely, sad, and hollow...

N2: But there're lots and lots of princesses.

R1: Snow White?

R2: Sleeping Beauty?

R3: Fiona?

All: DONKEY~~~

N2: Be quiet, please.

Prince Harold: Are they real princesses?

Queen: Real? Are you kidding?

King: Of course, my son. They're real. Check it out~

N1: The queen has a book.

R1: Book of Bible?

R2: Book of cookery?

R3: Book for dummies?

All: Come on~~~

N1: It's 'The Book of Princesses.'

Queen: Look! Here's Princess Flora.

Prince Harold: Is she a real princess?

King: Of course, my son. She's in the book!

N2: They visit Princess Flora.

R1: Sounds cool.

N2: They have tea with her.

R2: And then?

N2: But she doesn't talk.

R3: She's dumb?

All: She only eats!

Prince Harold: Thank you for the tea, Princess Flora. Thank you.

All (sing): [tune: *Thank You-Dido*]

My tea's gone cold, I'm wondering why

Got out of the chair alone

The cake is way too hard to swallow

Oh I can't eat at all

And even if I could, I'd go insane

But your poker face and all, reminds me...

That it's just too bad, it's just too bad~



Allen: Are you taking a shower, Maggie?

Maggie: No, I'm not. I'm doing my homework. Math is driving me crazy~

Allen: Are you taking a shower, Dad?

Dad: No, I'm not. I'm cleaning the house. Wanna help?

Allen: Urh... Are you taking a shower, Mom?

Mom: No, I'm not. I'm talking on the phone. **(to the phone)** What's that?

Allen: Are you taking a shower, Grandma?

Grandma: No, I'm watching TV. Come here, baby. Watch with me!

Allen: (to the audience) Thank god there're just five people in my family...

Allen: I've been waiting for it but I don't know when

Allen & Maggie: So I made up my mind, it must come to an end

Allen: Look at me now, will I ever pee?

Allen & Dad: I don't know how but I suddenly lose control

Allen: There's a waterfall in my soul

Allen & Grandma: Just one room and I can hear myself sing

Allen: One more room and I can give everything, o-o-o-oh

All: Mamma mia, here I go again

Allen: My my, how can I withhold it?

All: Mamma mia, does it come again?

Allen: My my, just how much I've missed LOO

[to the tune of Mamma Mia <http://www.youtube.com/watch?v=XGPTpbuL6HE>]

宜蘭縣國中 RT(Apr. 28, 2012)評審有感而發:

a. PASSION 最重要! 融入角色, 歡喜分享, 把台詞當成你日常生活的一部分, 而不是念過而已, 這樣才能感動人, 這樣才能從 reader 進階到 theater!!! :)

b. Pop Song 的嵌入劇情, 是一刀兩刃. 你改編得好, 音準棒, 那是加分! 你唱得不知所云, 讓人失望透頂, 那叫自殺. 會不會運用, 得看老師功力(collaboration of English + music teachers!)和學生功夫~

c. Mood, Tone 是從頭到尾過 high? Or 有起有伏引人入勝? 斷句, 強弱, 台腔的琢磨, 都是加分重點!!!

d. Creativity 不一定要跟 Speed 成正比. 你可以很有趣, 但東西不要塞太多, 那根本沒有機會讓參賽員好好的詮釋一個可愛故事! 含糊快念沒有意義, 沉穩深入才是王道!



e. Calm v.s. Bored; Excited v.s. 自 high. 這是程度上的不同! 你是台上演員, 不是台下觀眾. 事不關己的等待自己的 cue, 很容易讓人看出來! 而過度誇張的表現, 也會流於浮面... 這很難拿捏呀!

f. 一切的一切, 都歸結到 pronunciation. That's how it all begins, what we all wanna see, and why some outdo others. :)

雲林縣國小 RT(Oct. 28, 2011)評審有感而發:

1. PACE 過快 → 聽懂才要緊! (看得到的廣播劇, 聽不懂就什麼都不是了...)
2. INVOLVEMENT → 投入、情緒! (可以用力、但不要蓋掉發音表現)
3. SMILE + EYE-CONTACT → 分享故事 v.s. 例行公事?
4. FACE the audience → 不要背台! 只有側面也是缺點! 45 度角最優~
5. MOVEMENT 適中 → 不需太多、喧賓奪主! (角色 profile 很重要)
6. VOLUME 拿捏 → 過大像吵架、過小沒自信!
7. 笑場? 尊重比賽!
8. 能否每個角色都各有特色? 不是只有 narrator 或中間角色最強!
9. 不要再"Attention.. BOW!"了, 我不是你阿公啦...
10. 發音: old lady / and the donkey / zero / away / rooster / discussion / responsible / impossible / hospital / stay with us / down / Brown / enormous / What's up?

※ 好書介紹: 黃玟君教你一次學好英語發音和聽力 (附 MP3)

Top 10 Most Recognizable Movie Lines

1. "I'll be back."
2. "I'm the king of the world."
3. "I see dead people."
4. "There's no place like home."
5. "You complete me."
6. "Houston, we have a problem..."
7. "May the force be with you."
8. "You can't handle the truth."
9. "My precious..."
10. "Mama always said life was like a box of chocolates. You never know what you're gonna get."

Story ideas - three elements

Choose a set of three elements and write a story that contains all three of them!

Extreme challenge: combine three of the elements with one of the other short story ideas on this page.

1. A stolen watch, fear of cockroaches, and a smiling stranger.
2. HSR, an old enemy, and Chinese New Year's Eve.
3. Twin sisters, a supermarket, a teacher they both hate.
4. A broken promise, lasagna, and a hug that means something.
5. A fitting room, a notebook full of drawings, and some screaming.
6. An ex-girlfriend, a pair of sunglasses, and a phone call.
7. An annoying colleague, a bikini, and lottery tickets.
8. The first day of school, a love note, and a project that needs you to familiarize with a chubby boy.
9. A fortune-teller, makeup, and a missing key.
10. Truth or Dare, shandy, and a small lie that gets bigger and bigger.

English Is Everywhere

A. Do you know how to read these signs/logos?



B. Do you know these commercial slogans (廣告標語)?

1. Just do it.	2. We are family.	3. Always Coca Cola.
4. You A.S.O beautiful.	5. I'm lovin' it.	6. Keep walking.
7. It's not TV. It's HBO.	8. Zoom, Zoom, Zoom~	9. Think Different.
10. Trust me, you can make it!	11. The best seat in town.	12. Connecting People.
13. Green your heart.	14. Oh thank Heaven for 7-eleven!	15. Melts in your mouth, not in your hands.

C. Can you write down the brand name (品牌) below each commercial slogan?

☆ Think of some new slogan for your favorite brand. Or even design a new logo for it.

KUSO 獎項名稱



For Drama Play:

Best Group Performance (最佳團隊表演: 其實就是第一名)

Best Script (最佳劇本: 就是內容可以很棒, 但演得還好)

Best Adapted Script (最佳改編劇本: 原來的故事大家耳熟能詳, 但改得很有意思)

Best Choreography (最佳編舞: 如果有穿插舞蹈的話)

Best Song (最佳歌曲: 很像 Oscar 吧? Haha~)

Best Action (最佳動作: 或打鬥、或誇張、很有戲感的)

Best Sound Effect (最佳音效: 假使有配合背景音樂的話)

Best Costume (最佳服裝)

Best Make-up (最佳化妝)

Best Props (最佳道具) 以上三項是讓辛苦準備的每班, 都有上台領獎機會滴~~

Best Actor / Actress (最佳男/女演員: 反串的話就更好玩了!)

Best Supporting Actor / Supporting Actress (最佳男/女配角)

Best Comedian (最佳喜劇演員: 超有喜感的, 就算只有幾句台詞)

Best Villain (最佳反派: 至今尚未頒出過...)

Best Narrator (最佳旁白: 有時也有 **Best Duo Narrator** 雙人旁白)

Best Breakthrough (最佳突破: 其實是前幾分鐘也許看不懂在演啥, 但他們最終還是勇敢地演完了.. hahaha~)

Most Energetic (最佳動感: 類似最佳喜劇演員、但更有感染力~)

For Pop Song:

Best Overall Performance (最佳整體表現: 也就是 No. 1)

Best Pronunciation (最佳發音: 領唱員或全班的咬字令人印象深刻)

Best Vocal (最佳聲音表達: 領唱員音準好, 全班高音飆得上去)

Best Male / Female Singer (最佳男/女歌手: 特別棒的領唱員)

Best Chorus (最佳合音: 也就是中文的【最佳紅花】、【最佳綠葉】獎)

Best Duo (最佳雙人組: 領唱員很 high 又唱得很好)

Best Teamwork (最佳團隊精神: 不怎麼突出, 但至少唱完了~)

Most Popular (最佳人氣王: 在場上最有觀眾緣的~)

Most Courageous (最佳勇氣: 當然是中途出槌, 卻還是努力地唱完的...)

Most Surprising (最驚喜: 凡是摘下墨鏡、比出很酷姿勢或最後來個可愛結尾的, 鼓勵比較不那麼大方的班級!)

For Storytelling:

Most Expressive (最佳表達: 亦即 No. 1)

Best Articulation (最佳發音: 可算是前三名之一, 發音標準)

Best Dramatization (最佳戲劇化: 可算是前三名之一, 張力十足)

Best Projection (最佳感染力: 聲音洪亮咬字清楚, 感覺後排觀眾都能感受到震撼)

Most Rehearsed / Prepared (最佳詮釋: 聽得出來準備充分, **big words** 念得很棒)

Most Confident (最有自信: 舉例-有英國腔的小朋友, 好整以暇把整篇以紳士風度和緩慢語調念完, 讓人佩服他的穩定力~)

Most Believable (最有說服力: 舉例-**My Favorite Pet**, 小朋友把那隻 **Bunny** 講成好像真的是她天天會抱著睡覺的「另一半」, 那就成功啦~~~)

Most Enduring (最佳持續力: 中間忘詞兒, 卻又拉得回來~)

Most Immovable (最佳台風: 舉例-一年級小女生講 **The Very Hungry Caterpillar**, 每種食物的 **flashcard** 用魔鬼粘貼在圍裙上, 結果人太小隻, 空間不夠, 貼了又撕撕了再貼, 觀眾都笑翻了, 她依然不為所動, 很穩健地繼續講完整篇, 太強了)

Most Enthusiastic (最投入: 表情動作十分到位, 發音可能不夠標準, 但誠意十足!)

Most Creative (最有創意: 1. 念稿結尾特別 **or** 動作出乎意料 2. 道具化妝有意思)

For Halloween Costume:

Most Creative (最有創意: 舉例-把釘子切一半, 分別鑲在手心和手背的設計)

Most Unique (最獨特: 舉例-奇特的搭配, 讓人摸不著頭緒, 無法歸類的酷樣)

Most Effort (最用心: 花最多心思貼這補那, 看得出很耗時間...)

Most Authentic (最真實)

Best Breakthrough (最佳突破: 平常很安靜內向, 竟然把自己弄得大家認不出來!)

Best Look-a-Like (最像)

Best Superhero (最佳超級英雄: 如果有 **Batman, Iron Man, Superman, Spiderman, X-Men, Captain America, Hulk...** 等來比較)

Best Cartoon Character (最佳卡通人物)

Best Animal (最佳動物)

Best Trio (最佳三人組: 當然也有 **Best Duo** 最佳雙人組)

Funniest (最有趣) / **Scariest** (最恐怖) / **Craziest** (最瘋狂) / **Prettiest** (最美麗)

Cutest (最可愛)

Queen of Ghosts (鬼后)

King of Ghosts (鬼王)

PS. 當然還有更多獎項可頒, 這些是我們曾頒過(或想要頒的), 各位可依照自己校內學生風格、自由發揮啦~~

Unit 2-The Pen is On the Book (Up)

A: Time for PE class.

All: Hooray~ We can jump! We can run! We can chase! We can race!

B: And what will we play today?

C: Baseball, volleyball, or basketball?

A: It's dodgeball today! Don't forget the ball.

All: Okay. We'll bring it.

D: Where's the ball? I can't find it.

B & C: Look! It's in the box!

D: Oh, no! It's up there.

All: *The ball is there, so up up up. Up up up, up up up.*

How can we get it? No, no, no. I don't know...

(to the tune of The Wheels on the Bus)

E: Let me help... Here you are.

All: Thank you, Mr. Lee.

A: And you're so tall.

E: Let's play ball~

All: Hooray~~~

Unit 2-The Pen is On the Book (Animal Version)

Rabbit: Time for PE class.

All: Hooray~

Kangaroo: I can jump!

Leopard: I can run!

All: We can chase! We can race!

Elephant: And I can fly...? No, I can squirt~~~~~

All: Oh, no~~~~~

Kangaroo: Alright, alright. What will we play today?

Leopard: Baseball, volleyball, or basketball? I can beat you all.

Rabbit: It's dodgeball today! Don't forget the ball.

All: Okay. We'll bring it.

Elephant: Where's the ball? I can't find it.

Kangaroo & Leopard: It's in the box!

Elephant: Oh, no! It's up there.

All: *The ball is up there! What can we do?*

Elephant: *I have no clue.*

Rabbit, Kangaroo & Leopard: *You look so blue.*

All: *The ball is up there! What can we do?*

Giraffe: *Let me help!*

All: *It's so cool~ Thank you, Giraffe.*

Giraffe: *I want to play, too!*

❖ Possible RT adaptation:

1. From textbook with love
2. Fairy tales or fairly stupid tales
3. School life... heaven or hell?
4. Picture book... busy or lazy?
5. Local culture intro: We work for 文化部
6. Classic RT script transformation – fast & furious
7. DO IT FROM SCRATCH... WOW!

